

# Serial Killers



Dr. Mike Aamodt  
Radford University  
maamodt@radford.edu

# Types of Multiple Killers

	<u>Mass</u>	<u>Spree</u>	<u>Serial</u>
# of victims	4+	2+	2+
# of events	1	1	2+
# of locations	1	2+	2+
Cooling-off period	no	no	yes

Note: # of victims for serial killers was revised from 3 to 2 at the 2005 FBI-sponsored symposium on serial murder.

# Radford/FGCU Serial Killer Database

- Currently has 3,337 serial killers
  - 2,320 from the U.S.
  - 1,017 from other countries
- Information on 9,289 victims (mostly U.S. and Canada)
- Began with student serial killer timelines
- 18 years of data collection
- Goals
  - Accurate information for my forensic psychology class lectures
  - Provide accurate information to the public
  - Potentially assist law enforcement using statistical profiling models

# Creating the Database

- Compiling names of serial killers
  - What is a serial killer?
    - 2 or more victims (this is a change in definition)
    - 2 separate events
    - Cooling off period in between
  - Determine whether person is actually a serial killer or a
    - Spree killer (FBI no longer distinguishes serial and spree)
    - Mass killer
    - None of the above
    - We eliminated 540 people found on common serial killers lists that are not actually serial killers
  - Issues
    - What to do with people who have killed once and clearly would have killed again had they not been caught?
    - What about a person with one kill and nine attempts?
    - Suspected v. confessed v. convicted
    - “Organizational” serial killers

# Organizational Killers

- Serial – Individual
  - Serial-Two murder
  - Serial-Two events
  - Serial-Three or more
- Serial – Team
- Serial – Organizational
  - Serial-Gang
  - Serial-Drug Enterprise
  - Serial-Criminal Enterprise
  - Serial-Cult

# Creating the Database

- Gathering Information
  - Sources
    - True-crime books
    - Newspaper articles
    - On-line prison records
    - Court documents
    - Ancestry.com
    - Internet sites
  - Issues
    - Accuracy of information
    - Availability of information

# Creating the Database

- Gathering Information
  - Information Obtained (141 variables)
    - Demographics (age, sex, race, country, state, city)
    - Childhood info
      - Birth order, raised by, teased, abused
    - Education and IQ
    - Vocational and military history
    - Criminal and forensic record
    - Information about the crime
      - Method, victim, location, partner
    - Information about the trial
      - NRGJ, sentence, confession,
  - New Section on Victims
    - Names & dates
    - Excellent check for data accuracy and will be useful in studying victims rather than killers
    - Information on 9,289 U.S. and Canadian victims to date

# Classifying the Killers

- Motive
  - Financial, thrill, power, revenge, anger, convenience
- Victim
  - Age, sex, race
  - High risk vs. low risk
  - Acquaintance vs. stranger
- Location (e.g., home invasion, street, hospital)
- Method
  - Strangle, bludgeon, shoot, stab, suffocate, poison



# Classifying the Killers

- Kills family
  - Black widow (financial gain)
  - Bluebeard (power)
  - Attention (Munchhausen by proxy)
- Kills patients or other dependents
  - Angel of death (power)
  - Lethal caretakers (financial gain)
  - Baby farmers (financial gain)

# Classifying the Killers

- Home invasion
  - Rape or no sex
  - Robbery or just killing
  - Age of victim (elderly, family, adult female)
  - Type of weapon used
  - Torture?
  - Overkill or mutilation?
  - Staging, posing, totems?

# Problems with Dates

## Date of Victim Death

- Date victim actually died
- Date of attempted kill (might be different if the person was in the hospital for several days before death)
- Date last seen
- Date reported missing
- Date body was found
- Date reported by killer
- Source differences
  - State death index
  - Social security index
  - Prison Inmate Locator information
  - Court transcripts
  - Media reports

# Problems with Locations

## City, County, State

- Location of abduction
- Location of killing
- Location where body was dumped
- Location where body was found
- Burial location
- Obituary location

# Serial Killer Frequency

- Hickey (2010)
  - 352 males and 64 females in U.S. from 1826-2004
  - 158 males and 30 females in U.S. from 1970-2004
- Gorby (2000)
  - 300 international serial killers from 1800-1995
- Radford University Data Base (9/14/2013)
  - 3,337 serial killers
    - US: 2,320
    - International: 1,017
  - Number of serial killers varies with each update because many names listed as serial killers are not actually serial killers and new serial killers are added

# Serial Killers by Country

- 2,320 United States
- 115 England
- 97 Italy
- 95 South Africa
- 79 Japan
- 71 Germany
- 61 Canada
- 55 Australia
- 47 France
- 44 India
- 39 Russia
- 30 China
- 22 Mexico
- 14 Brazil
- 12 Scotland
- 10 Poland

Country	Percentage of World Population	Percentage of Serial Killers	Ratio
United States	4.47	69.5	15.55
Australia	0.33	1.6	4.85
Italy	0.87	2.9	4.25
Canada	0.50	1.8	4.20
United Kingdom	0.94	3.9	4.15
South Africa	0.72	2.8	3.89
Germany	1.17	2.2	2.22
France	0.94	1.4	1.49
Japan	1.82	2.4	1.32
Poland	0.55	0.3	0.75
Russia	2.04	1.2	0.59
Mexico	1.60	0.7	0.44
Brazil	2.75	0.4	0.15
India	17.28	1.3	0.08
China	19.24	0.9	0.05

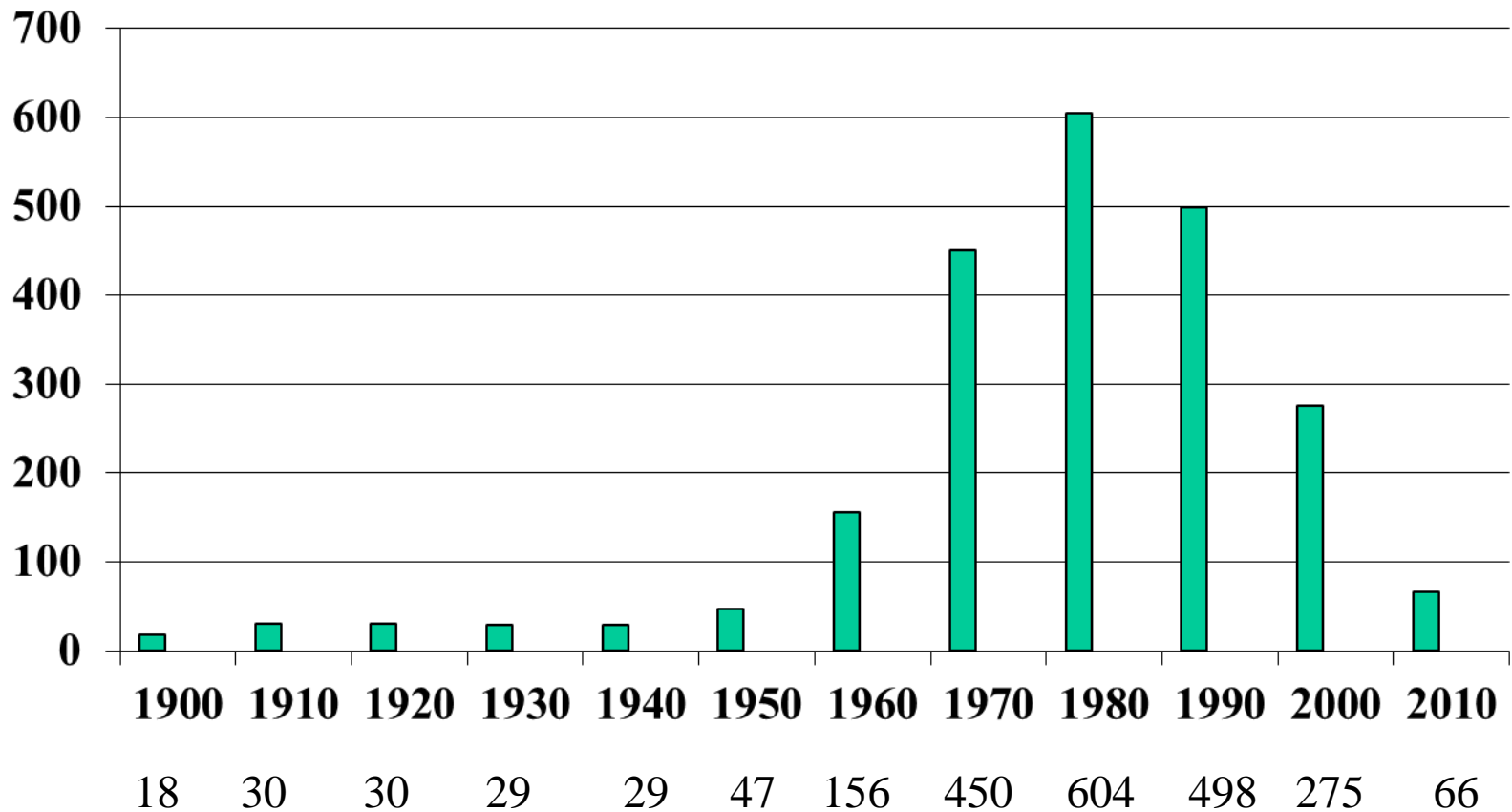
# Problems with International Comparisons

- Language issues in finding serial killers in other countries
- Easier to find the “two kill” people in the U.S. than in other countries
- Centralization of records
- Media policy about publicizing murders



# U.S. Serial Killers by Decade

(Decade of First Kill)



Updated 9/08/2013

# Serial killing has declined in the U.S. since the 1980s

Decade	U.S.	Canada	Other Countries	Total
1900	18	0	11	29
1910	30	0	13	43
1920	30	2	23	55
1930	29	0	22	51
1940	29	3	29	61
1950	47	1	30	78
1960	156	5	56	217
1970	450	13	107	567
1980	<b>604</b>	12	150	759
1990	498	12	<b>215</b>	725
2000	275	9	155	439
2010	66	3	26	95

# Trends in Murder Rates: United States

Year	Murder Rate (per 100,000)
1960	5.1
1970	7.9
1980	10.2
1990	9.4
2000	5.5
2010	4.8
2011	4.7

# International trend is more complex

Decade	U.S.	Canada	S. Africa	U.K.	Japan	Australia	Russia	Italy
1900	18	0	1	3	2	2	0	0
1910	30	0	0	2	1	0	0	0
1920	30	2	3	6	2	2	2	2
1930	29	0	1	5	3	3	0	2
1940	29	3	1	6	5	3	0	1
1950	47	1	1	6	4	1	0	2
1960	156	5	1	9	11	3	2	5
1970	450	13	2	19	<b>17</b>	10	2	16
1980	<b>604</b>	12	12	<b>21</b>	12	<b>10</b>	5	20
1990	498	12	31	20	16	9	<b>15</b>	<b>33</b>
2000	275	9	<b>34</b>	14	4	2	6	7
2010	66	3	4	3	0	0	2	0

Totals do not include serial killers operating in multiple countries

# Why the decrease in the U.S.?

- Technology
  - Insurance fraud is more difficult
  - Killing multiple patients is not likely to go unnoticed
- Longer prison sentences keep potential serial killers in prison
- Law enforcement efforts
  - Catch single murder more quickly (e.g., DNA)
  - Efforts on terrorism reduce the FBI's ability to link serial murders
- Fewer available victims (Aamodt & Surrrette, 2013)

# Fewer Targets: We Have Changed our Behavior

- Hitchhiking Related
  - Hitchhiking
  - Offering rides
  - Accepting an offer to “get in”
- Disabled Motorists
  - Offering assistance
  - Accepting assistance
- Free-Range Kid Behavior
  - Walking to and from school or the store
  - Riding bicycles
  - Playing in the park
  - Fishing and hiking alone

# Serial Killer Victims in the U.S. & Canada

Decade	# Victims	% ages 6-17
1900	113	8.9
1910	167	6.6
1920	139	11.5
1930	84	14.3
1940	84	13.1
1950	153	15.7
1960	347	21.6
1970	1,342	22.5
1980	<b>2,181</b>	14.1
1990	1,847	9.2
2000	1,114	8.0
2010	272	4.0

Note: Victims represent those from serial killers who were caught and for whom we know the circumstances of their abduction or death

## Serial Killer Victims (age 6-17) by selected category

Victim Category	1950	1960	1970	1980	1990	2000	2010	TOTAL	% Change 1980-2000
Park	0	10	9	8	2	0	1	30	0.0%
Shopping center/Parking lot/School	0	1	19	16	6	0	0	42	0.0%
Prostitute	0	0	8	37	6	2	0	53	5.4%
Hitchhiking related	4	4	57	30	5	2	0	102	6.7%
Street - Walking/Riding a bicycle	7	18	65	73	37	8	1	209	11.0%
Employee or customer	0	2	15	7	15	1	1	41	14.3%
Rural (e.g., fishing, hiking)	2	9	13	6	5	1	0	36	16.7%
Street - Public Transportation	1	0	6	5	1	1	0	14	20.0%
Street	0	2	16	24	7	6	1	56	25.0%
Home or home invasion	3	7	34	38	30	10	1	123	26.3%
Met at a bar, skating rink, etc.	0	0	4	4	3	2	0	13	50.0%
Friend or acquaintance	0	7	29	31	12	16	0	95	51.6%
Girlfriend/Boyfriend Related	0	4	1	7	9	4	1	26	57.1%
Street - Runaway	0	0	0	2	6	2	1	11	100.0%
Family	7	10	9	13	9	14	2	64	107.7%
Drug or gang related	0	0	0	5	12	21	0	38	420.0%
TOTAL	24	75	302	311	170	89	11	982	29.4%



## Serial Killer Victims (all ages) by selected category

Victim Category	1950	1960	1970	1980	1990	2000	2010	TOTAL	% Change 1980-2000
Shopping Center/School	0	1	21	33	17	2	0	74	6.1%
Disabled motorist or good Samaritan	0	1	19	16	2	1	1	40	6.3%
Hitchhiking related	11	14	138	87	24	9	0	283	10.3%
Law enforcement	2	2	17	18	13	2	11	65	11.1%
Street - Walking/Riding a bicycle	8	25	97	119	81	20	12	362	16.8%
Park	0	12	19	13	7	3	2	56	23.1%
Employee or customer	21	54	135	173	166	47	11	607	27.2%
Family	34	58	93	127	101	64	17	494	50.4%
Friend or acquaintance	8	31	96	199	120	118	32	604	59.3%
Prostitute/John	0	4	36	273	339	166	28	846	60.8%
Prison guard/inmate	6	6	8	21	22	15	5	83	71.4%
Girlfriend/Boyfriend Related	2	14	21	73	81	55	22	268	75.3%
Street – Parking lot	0	3	17	14	20	16	2	72	114.3%
Drug or gang related	0	2	26	89	173	190	33	513	213.5%
Street – Drug addict	0	0	0	9	32	31	0	72	344.4%
<b>TOTAL</b>	<b>153</b>	<b>347</b>	<b>1342</b>	<b>2181</b>	<b>1847</b>	<b>1114</b>	<b>272</b>	<b>7843</b>	<b>51.1%</b>

## Serial Killer Victims (all ages) Most Frequent 1950-2010

Victim Category	1950	1960	1970	1980	1990	2000	2010	TOTAL
Home or home invasion	22	58	283	399	296	168	38	1,264
Prostitute or john	0	4	36	273	339	166	28	846
Employee or customer	21	54	135	173	166	47	11	607
Friend or acquaintance	8	31	96	199	120	118	32	604
Drug or gang related	0	2	26	89	173	190	33	513
Family	34	58	93	127	101	64	17	494
Street – Walking/Riding Bicycle	8	25	97	119	81	20	12	362
Hitchhiking related	11	14	138	87	24	9	0	283
Girlfriend/Boyfriend Related	2	14	21	73	81	55	22	268
Met at a bar or similar	2	8	57	75	88	31	3	264
Patient	0	9	39	96	61	43	0	248
Rural (e.g., fishing, hiking)	2	113	40	36	25	11	1	128
Street – Homeless	12	3	7	39	29	14	9	113
Prison guard or inmate	6	6	8	21	22	15	5	83
Street – Drug addict	0	0	0	9	32	31	0	72

Note: List does not include over a thousand killed on the street in general  
Victims are U.S. and Canada only

# Serial Killer Age

- Age at the start of the series
- Potential problems
  - Should we use age at first kill rather than first kill in series?
    - 2% killed prior to the start of the series
  - Should we use age at first attempted murder?
  - Many of the older serial killers spent time in prison prior to their series
- Simple descriptive statistics
  - Mean = 27.9 (SD = 9.3)
  - Median = 26
  - Youngest = 9 (Robert Dale Segee, final kill was at age 21)
  - Oldest = 72 (Ray Copeland)
- Only 26.9% actually fall into their mid-to-late 20's (24 – 29)

# General Serial Killer Profile

## Age at First Kill

Source	N	Mean
Our data (2013)	2,973	27.9
Kraemer et al. (2004)	157	31
Hickey (2013)		28.0

# General Serial Killer Profile

Demographics – Average age is 27.9

- **Males**

- 27.7 is average age at first kill
  - 9 is the youngest (Robert Dale Segee)
  - 72 is the oldest (Ray Copeland)
- Jesse Pomeroy (Boston in the 1870s)
  - Killed 2 people and tortured 8 by the age of 14
  - Spent 58 years in solitary confinement until he died

- **Females**

- 30.6 is average age at first kill
  - 11 is youngest (Mary Flora Bell)
  - 66 is oldest (Faye Copeland)

# A Problem with Profiling

- Typical Serial Killer Profile in the Media
  - A white, male, in his mid to late twenties
- Statistics (U.S. Serial Killers)
  - Male (92.1%)
  - White (52.7%)
  - Mid to late twenties (26.9%)
  - White, male (46.1%)
  - White male in his mid to late twenties (12.7%)

# Gender Changes Across Time

## U.S. & International Serial Killers

Decade	Men	Women
2010	94.7%	5.3%
2000	93.4%	6.6%
1990	92.7%	7.3%
1980	92.2%	7.8%
1970	94.2%	5.8%
1960	91.7%	8.3%
1950	84.6%	15.4%
1940	86.9%	13.1%
1930	84.3%	15.7%
1920	78.2%	21.8%
1910	69.8%	30.2%
1900	62.1%	37.9%
TOTAL	90.6%	9.4%

# Race

- Most media sources suggest that non-White serial killers are rare
- Justin Cottrell (2012)
  - *Rise of the Black Serial Killer*
  - Found hundreds of Black serial killers that were not on other lists
  - Extensive search was useful but might now overestimate the percentage of Black serial killers because a similar extensive search was not used for other races (including Whites)



# General Serial Killer Profile

## Race

Race	U.S. N=2,221	U.S. & International N=3,297
White	52.5%	55.9%
Black	40.7%	31.2%
Hispanic	5.3%	5.6%
Asian	0.7%	6.6%
Native American	0.9%	0.6%

# Racial Changes Across Time

## U.S. Serial Killers

Decade	White	Black	Hisp	Asian	N
2010	33.3%	59.1%	7.6%	0.0%	66
2000	32.4%	59.6%	6.9%	0.7%	275
1990	43.1%	48.0%	7.1%	1.8%	494
1980	55.6%	35.4%	6.8%	0.5%	601
1970	62.4%	32.9%	3.4%	0.4%	447
1960	70.3%	27.1%	0.6%	0.0%	155
1950	78.7%	21.3%	0.0%	0.0%	47
1940	65.5%	27.6%	3.4%	0.0%	29
1930	58.6%	41.4%	0.0%	0.0%	29

# Serial Killing is a White Thing

## 1980-2009

	Serial Killers	1980, 1990, 2000 Census
White	46.4%	74.40%
Black	44.8%	11.95%
Hispanic	6.9%	9.55%
Asian	1.0%	2.81%
Native Am.	0.8%	2.81%

# Race

## Prolific African American Serial Killers

- 44 Jake Bird
- 27 Coral Eugene Watts
- 23 Wayne Williams
- 19 Edward Suratt
- 17 Clementine Barnabet  
Milton Johnson
- 16 John Muhammad/Lee Boyd Malvo  
Vincent Darrell Groves
- 15 Richard Jameswhite  
Fred Glover  
O'Delle, Pearl, & Peyton Jackson  
John Reed
- 14 Jesse Lee Cooks  
Larry Green  
Vincent Groves  
Hulon Mitchell  
Manuel Moore  
J.C.X. Simon  
Chester Dwayne Turner  
Clarence Walker

# Race

## Prolific Hispanic Serial Killers

- 27 Angel Colon Maldonado
- 25 Juan Corona
- 23 Adolfo Constanzo
- 16 Richard Ramirez
- Angel Maturino Resendiz
- 12 Robert Rubane Diaz
- Timothy Joseph McGhee
- 11 Juan Chavez
- 10 Eddie Seda
- 9 Jorge Beniquez
- 9 Rolando Garcia
- 9 Alfredo R. Prieto
- 9 Dorothea Puente
- 7 Fernando Cota
- 7 Tony Herrera
- 7 Diana Lumbrera
- 7 David Villarreal
- 6 Juan Cordoba
- 6 Timothy Joseph McGhee
- 6 Paul Ruiz
- 6 Efren Saldivar
- 5 Ricardo Caputo
- 5 Ramon T. Hernandez
- 5 Leslie Torres

# Race

## Prolific U.S. White Serial Killers

- 49 Gary Ridgeway
- 48 Amy Archer-Gilligan
- 41 Billy Gohl  
Belle Gunness
- 40 Charles Cullen
- 37 Donald Harvey
- 36 Ted Bundy
- 35 Dr. Michael Swango
- 34 Gerard Schaefer
- 33 John Wayne Gacy  
Bruce Alan Davis
- 32 Patrick Kearney
- 31 Jane Toppan
- 30 Stanley Bernson  
Morris Bolber
- 29 Charles Cullen
- 28 David Douglas Hill
- 27 Dean Corrl, David Brooks  
Elmer Henley  
Herman Mudgett

# Serial Killer IQ

- Media/Internet
  - High IQ
- Our Database (N = 217)
  - Mean = 94.1
  - Median = 87.0
  - Range (54 – 165)
- Number of Kills
  - Two (90.2)
  - Three (88.7)
  - Four (95.1)
  - Five (95.9)
  - More than five (98.7)
- Rape
  - Yes (94.0)
  - No (94.5)
- Type
  - Organized (98.5)
  - Disorganized (92.7)
- Method of Killing
  - Bomb (140.3)
  - Strangle (98.1)
  - Stab (94.0)
  - Gun (92.4)
  - Bludgeon (84.5)

# Are IQ Scores Reliable?

- You can fake dumb, but you can't fake smart
- People scoring lower than 70 cannot be executed (*Atkins v. Virginia*, 2002)
- David Leonard Wood
  - 1977 – Age 19 – 111
  - 1980 – Age 23 – 64
  - 1980 – Age 23 – 101
  - 2011 – Age 54 – 75 (death sentence appeal)
    - Psychologist thought Wood was faking low
    - Wood correctly used “big words” in his letters



# Intelligence

## The Smart

- 165 Ted Kaczynski (155)
- 160 Charlene Gallego
- 152 Carroll Cole
- 145 Rudy Bladel
  - Ed Kemper (136)
  - Ronald Williams
  - Herbert Coddington (142)
- 140 Charles Albright
  - Robert Browne
  - Harvey Glatman (130)
- 138 James Clifford Carson
- 136 Ted Bundy (125)
- 134 Thomas Dillon
  - William Christenson
- 130
  - Lawrence Bittaker
  - Juan Corona
  - Gary Heidnik (148)
  - Walter Leroy Moody (125)
  - Marcel Petiot (135)
  - Angel Resendez
  - Gerard Schaefer
- 129 Bill Heirens
  - Paul Knowles
  - Randy Kraft
- 128 Joel Rifkin

# Intelligence

## The Not So Smart

- 54 Donnie Gene Craig
- 57 Simon Pirela
- 58 John Staffen
- 60 Eugene Britt
- 62 Willie James Hodges (66)
- 63 Arthur Goode
- 64 John Thomas Straffen (58)  
Arthur Culombe
- 65 Albert Dyer  
Derrick Todd Lee (91)  
Sean Paul Hanify  
Karl Lee Myers (75)  
Charles Ng
- 66 Elroy Chester (69)  
Charles Troy Coleman
- 67 Sean Paul Hanify  
Donald William Dufour (62)

# Family Comparison

	Serial Killers	U.S. Population*
Birth parent/s	85.03%	87.4%
Adopted	5.39%	2.2%
Relative	5.24%	8.3%
Foster home	2.54%	0.4%
Orphanage	1.35%	?
Abandoned	0.45%	?
Other		1.7%
	N =668	2000 Census

\*O'Hare (2008; Table 2)

Updated 09/14/2013

# Birth Order Comparison

	U.S. Serial Killers	U.S. Presidents	U.S. Population
First Born	30.7%	33.3%	28.36
Middle Born	32.5%	50.0%	15.90
Youngest	26.2%	14.3%	28.36
Only Child	10.6%	2.4%	27.39
	N = 501		2000 Census

# General Serial Killer Profile

## Childhood

- Unstable home
- Absence of loving and nurturing relationship
- Physical ailments and disabilities
- Head injuries
- Triad
  - bed wetting
  - fire starting
  - animal torture

# Effects of the Family Child Abuse

<b>Comparison of Serial Killers to the General Population (Mitchell &amp; Aamodt, 2005)</b>		
Type of Abuse	General Population	Serial Killers
Physical	6%	36%
Sexual	3%	26%
Psychological	2%	50%
Neglect	18%	18%
Other	6%	Not applicable
No Abuse Reported	70%	32%

# A Strange Way to Raise a Child

## Gary Heidnik

- 3 years old
- Didn't clean room properly
- Father hung him by his feet out of a 3rd story window



# A Strange Way to Raise a Child

## Henry Lee Lucas

- 3 years old
  - Mother forced him to watch her have sex with strangers
- 7 years old
  - Mother made him go to school dressed like a girl
  - Mother beat him when his teacher gave him a pair of shoes
- 10 Years old
  - Mother's lover showed him how to kill animals and then have sex with them

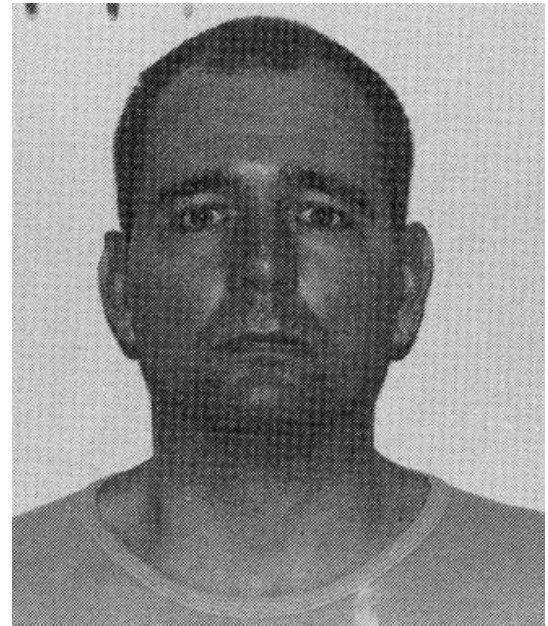




# A Strange Way to Raise a Child

## Danny Rolling

- 6 months
  - Father kicked him into a wall
- 1 year old
  - Father beat him when he crawled funny
- 6-8 years old
  - Father beat him twice a week
- 13 years old
  - Father handcuffs him to brother, beats them, leaves them outside



# A Strange Way to Raise a Child

## Robert Garrow

- 1 year old
  - Father made him kneel for hours in the corner
- 2 years old
  - Mother splits his head open with a crowbar during a beating
- 5 years old
  - Knocked unconscious when mother hits him in the head with a piece of wood
- 6 Years old
  - Beaten unconscious by his father
  - Made to wear his sister's bloomers out to play



# General Serial Killer Profile

## Forensic History

- Triad
- Most have a criminal history
  - 84.3% were previously arrested
  - 75.6% had spent time in jail or prison
- Many received prior psychiatric treatment
- 11.6% spent time in a forensic unit prior to their series
- 2.0% killed prior to their serial killing
  - This is a difficult statistic to accurately compute

# Categorizing the Serial Killer

- Killer
  - sex, race, age
  - IQ
  - psychopathology
- Crime Scene
  - type of weapon
  - use of torture
  - attempt to hide body
  - location
- Motive
  - sex
  - power
  - financial gain
- Victim
  - sex, race, age
  - occupation
  - personality

## Type of Victim

Motive	Spouse, Family	Random Strangers	Specific Type	Specific Strangers	Employees	Patients
Money	Black Widow		Contract Killer		Cost Cutter	Lethal Caretaker
Sex		Disorganized Lust	Organized Lust			
Thrill		Disorganized Thrill	Organized Thrill			
Power	Bluebeard					Angels of Death
Revenge	Revenge					
Psychosis		Visionary				
Hate			Missionary			
Attention	Munchausen					Munchausen
No motive		Anti-social				

# Broad Motive

Broad Motive (2,507 killers)	%
Enjoyment (thrill, lust, power)	48.6
Financial gain	30.5
Anger	8.4
Multiple Motives	6.9
Gang Activity	2.9
Avoid arrest	1.1
Attention	0.6
Convenience	0.5
Hallucinations	0.4
Cult	0.2


# Types of Serial Killers

## Visionaries

- **Psychotic - told to kill**
  - paranoia, schizophrenia
  - 1% of killers are psychotic (Henn et al., 1976)
- **Examples**
  - Herbert Mullin
  - Miguel Rivera
  - Joseph Kallinger

# Herbert Mullin

- **Crimes**
  - Operated during 1972-1973
  - Killed 13 in Santa Cruz, CA
  - Shot most of his victims
- **Vision**
  - Voices told him to shave his head and burn his penis with a cigarette (he obeyed)
  - Voices told him to kill in order to prevent a catastrophic earthquake





# Joseph Kallinger

- **Crimes**

- Operated during 1974-1975
- Murdered 3 in NJ and PA (including one of his sons)
- Robbed and assaulted many others
- His 13 year old son was his accomplice


- **Vision**

- Told by God (through a large floating head with tentacles) to murder young boys and sever their genitals



# Harvey Carignan

- **Crimes**
  - Known as the “Want-ad Killer”
  - Operated in Seattle 1973-1974
  - Killed 3 (probably many more) by smashing their skull with a hammer
- **Vision**
  - Told by God to kill women
  - God didn’t tell him why




# Types of Serial Killers

## Missionaries

- Kill to “Clean-up” world
- Examples
  - Joseph Franklin
    - Killed interracial couples and African Americans
    - Wounded Vernon Jordan and Larry Flynt (*Hustler Magazine*)
  - Wolfgang Abel
    - Killed drug addicts
  - Axe Man of New Orleans
    - Killed 11 (most were Italian grocers)
  - Carroll Cole

# Carroll Edward Cole

- **Crimes**
  - Operated during 1975-1980
  - Killed at least 13 women in several western states
- **Mission**
  - Rid the world of loose women
  - All his victims cheated on their significant-other with Cole



# Types of Serial Killers

## Hedonists

- Kill for fun or profit
- Subtypes
  - Lust Killers (kill for sexual gratification)
    - Organized
    - Disorganized
    - Mixed
  - Thrill Killers (kill for the thrill of killing)
  - Gain Killers
    - Contract Killers
    - Black Widows
    - Lethal Caretakers
    - Cost Cutters

# Examples of Lust Killers

- Organized Killers

- Ted Bundy
- John Gacy
- Chris Wilder
- Kenneth Bianchi
- Ed Kemper

- Disorganized Killers

- Arthur Shawcross
- Richard Chase
- Jeffrey Dahmer
- Danny Rolling

# Hedonists-Gain Killers

## Black Widows

- The Crime

- Kill husbands, lovers, or relatives for financial gain
- Almost always women
- Almost 90% use poison to kill their victims

- Examples

- Diana Lumbrera (killed her 6 children for insurance)
- Nanny Hazel Doss (killed 4 husbands, 2 sisters, 1 mother)
- Lydia Trueblood (killed 4 husbands, 1 child, brother in-law)
- Amy Gilligan (killed 5 husbands, several patients)

# Hedonists - Gain Killers

## Cost Cutters

- Crime
  - Kill to save money
- Examples
  - Joseph Briggen
    - Killed 12 ranch hands when their pay was due
    - Fed the people to his prize-winning pigs
  - Georg Grossman
    - Killed over 50 people, put the meat into his hotdogs
  - Joe Ball



# Joe Ball

- Operated during the late 1930s
- Killed at least 5, probably 14, waitresses at his tavern (The Sociable Inn) in Texas
- Threw them into a pit with 5 alligators in the back of the tavern



# Hedonists-Gain Killers


## Lethal Caretakers - Profit

- The Crime
  - Kill patients for profit
  - Usually women
- Examples
  - Dorthea Puente killed 7 elderly to cash social security checks
  - Antoinette Scieri killed 12 elderly patients so that she could take their assets
  - Anna Hahn poisoned 5 elderly men she cared for to get their insurance

# Types of Serial Killers

## Power Seekers

- Kill to exert power over strangers
- Examples
  - Ted Bundy
  - David Berkowitz
  - Angelo Buono
  - Edward Kemper




# Power Seekers

## Angels of Death

- The Crime
  - Usually women
  - Kill patients for feelings of power and control
- Examples
  - Genevieve Jones - As a nurse, she killed between 11 and 46 babies by injecting them with a muscle relaxant
  - Terri Rachals killed 9 patients through injections of potassium chloride
  - David Harvey is an example of a male angel of death
  - Gwendolyn Graham and Catherine Wood

# Gwendolyn Graham and Catherine Wood

- Killed 5 patients in Alpine Manor (a nursing home)
- Initial plan was to spell MURDER with the first letter in the last name of each victim
- Graham did all the killing and Wood kept watch



Gwendolyn Graham



Catherine Wood

# Power Seekers

## Blue Beard Killers

- Males who kill their spouses
- Examples
  - Johann Hoch
  - Henri Landru
  - Harry Powers
  - James Watson

# Henry Landu

- Romanced more than 300 women out of their money during the early 1900s in France
- Ran personal ads to meet his women
- Married and killed 10 of them
- Put their bodies in an oven to dispose of them



# Lethal Caretakers

## Munchausen Syndrome by Proxy

- The Crime

- Kill or hurt others in order to be admired for curing them or to get sympathy for the death of a loved one
- Mostly females

- Examples

- Beverly Allitt injected insulin and potassium into 26 children (4 died, 9 had irreparable brain damage) over a 58-day period
- Martha Woods - 27 respiratory attacks in 9 children resulted in 7 being killed (3 were her own children)



# Types of Serial Killers

## Revenge Killers

- Kill for revenge
- Examples
  - Martha Wise: Killed 3 family members opposing her marriage
  - Ellen Etheridge: Killed 4 of her 8 step-children because she was jealous of their relationship with her husband
  - Martha Johnson
    - Had 4 fights with her husband
    - After each fight, suffocated a child as revenge
    - Suffocated by laying on top of them (she weighed 250 pounds)

# Types of Serial Killers

## Antisocial Personalities

- Definition

- Pattern of irresponsible or harmful behavior
- Lack of conscience
- Ignore social rules and laws
- Impulsive
- Fail to learn from punishment

- Examples

- Gang Members
- Criminals who kill for no reason

# The Crime Scene

## Serial Killer Type

### Crime Characteristic

### Disorganized

### Organized

Body

disfigured

hidden

Sex

after death

before death

unsuccessful

successful

Weapons

finds at scene

brings

Viciousness

torture

quick

Sophistication

low

high, learns

each time

# The Crime Scene

## Serial Killer Type

### Crime Characteristic

### Disorganized

### Organized

Totem

not taken

taken

Follows crime in news

no

yes

Victim

high risk

low risk

Gets to crime by

walking, bus

drives

# Killer Profile

## Serial Killer Type

### Characteristic

### Disorganized

### Organized

Residence

close to crime

further

IQ

less intelligent

intelligent

Employment

menial or

normal

unemployed

Appearance

unattractive

attractive

Self-image

feels inferior

feels superior

Social

loner

outgoing

# Killer Profile

## Serial Killer Type

### Characteristic

### Disorganized

### Organized

Romance

lives alone

affairs, short  
relationships

Anger

keeps inside

acts out, bully,  
class clown

Birth order

low

high

Habits

nighttime

daytime

Childhood discipline

harsh

lax or

inconsistent

# Killer Profile

## Serial Killer Type

### Characteristic

### Disorganized

### Organized

Family

alcoholism,  
mental illness

Father's work

unstable

stable